

# Approve or Reject a Question

01/15/2025 2:08 pm EST

After you've deployed a question, if it isn't collecting, check to see if it has been approved for a particular target.

Go to the question's Settings > Deployments screen.




If the question has been approved or rejected for a particular target, you will see the name of the target followed by the words *Question approved for this target* or *Question rejected for this target*. You can change the approval/rejection status using the blue *Edit* button.

If the question needs to be approved or rejected, the name of the target will be followed by buttons reading *Reject* (in red) or *Approve* (in blue).




## DEPLOYMENTS

This question can be reviewed for the following targets.

This question has been configured to show up on the targets in the list below. Approving a question for a target in the list makes it visible to users of that target. Rejecting a question for a target in the list stops the question from being delivered. Unreviewed questions may or may not show up on a target, depending on which question sources the target has been configured to automatically trust.

	Question rejected for this target	<a href="#">Edit</a>
	<a href="#">Reject</a>	<a href="#">Approve</a>
	Question approved for this target	<a href="#">Edit</a>

This question is being deployed to the following locations:

Segment	Recur Type	Quota <sup>?</sup>	Date Range <sup>?</sup>	Target / Question Feed	Priority	
Everyone		-	10/7/2024 - 11/7/2024		☆	<a href="#">Delete</a>
Everyone		-	10/7/2024 - 1/19/2038		★	<a href="#">Delete</a>
Everyone		50000	10/24/2024 - 1/19/2038		☆	<a href="#">Delete</a>