

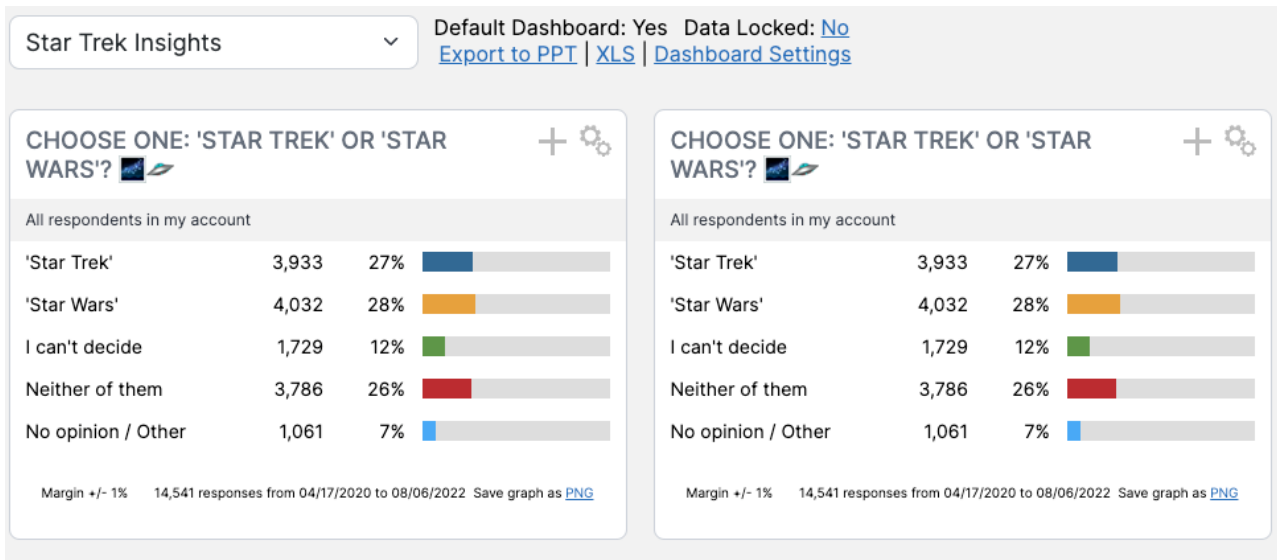
Modifying a Dashboard

11/13/2023 1:18 pm EST

Once you've added data to your dashboard, you can modify it in several ways.

If you wish to reorder your dashlets, hover over a dashlet until the cursor changes, then drag the dashlet to a new location on the page.

I've added one question twice, so it appears as two dashlets next to each other.



Now, I'm going to click on the gear symbol at the upper right of the dashlet in the right column. It expands to show these options.

QUESTION RESULTS

BASIC SETTINGS

Dashlet Name	<input type="text" value="Ex. Holiday Shopping Numbers"/>
Question	<input type="text" value="Choose one: 'Star Trek' or ..."/>
Chart Display Mode	<input type="text" value="Horizontal Bar Chart"/>
Comments	<input type="text"/>

NETWORK

Select a Network	<input type="text" value="My Account"/>
-------------------------	---

FILTERS

Filter by Segment	<input type="text" value="No Filter Set"/>
Filter by Target	<input type="text" value="No Filter Set"/>
Filter by Date	<input type="text" value="All Dates"/>
Weight by	<input type="text" value="No Weighting"/>

<input type="button" value="Save"/>	<input type="button" value="Cancel"/>
-------------------------------------	---------------------------------------






The dashlet can be given a new name by entering any value in the *Dashlet Name* field. The question whose results are shown in the dashlet can be changed by entering a new [question ID](#) in the *Question* field. The type of chart displayed may be changed in the *Chart Display Mode* field. If you want to see results for all respondents instead of just those in your own network, you go to *Select a Network* and choose **11 CivicScience**. You can filter results by segment, target, or date in the *Filter by Segment*, *Filter by Target*, or *Filter by Date* fields. If you'd like to weight the results, you may use the *Weight by* field.

Here I've weighted the results on the right by the U.S. Adults weighting scheme.

CHOOSE ONE: 'STAR TREK' OR 'STAR WARS'?  



All respondents in my account






'Star Trek'	3,933	27%	
'Star Wars'	4,032	28%	
I can't decide	1,729	12%	
Neither of them	3,786	26%	
No opinion / Other	1,061	7%	

Margin +/- 1% 14,541 responses from 04/17/2020 to 08/06/2022 Save graph as [PNG](#)

CHOOSE ONE: 'STAR TREK' OR 'STAR WARS'?  



All respondents in network CivicScience Network weighted by U.S. Adults

'Star Trek'	2,964	24%	
'Star Wars'	3,870	31%	
I can't decide	1,618	13%	
Neither of them	3,039	25%	
No opinion / Other	896	7%	

Margin +/- 2% 12,387 responses from 04/17/2020 to 08/06/2022 Save graph as [PNG](#)